

INTERMEDIATE
SKILL

Setting Diamonds

Designed by Windham Fabrics
Featuring Swatch fabrics by Michael Mullan

SIZE: 55" x 70"

FREE
PROJECT



THIS IS A DIGITAL REPRESENTATION OF THE QUILT TOP, FABRIC MAY VARY.












PLEASE NOTE: BEFORE MAKING YOUR PROJECT, CHECK FOR ANY PATTERN UPDATES AT WINDHAMFABRICS.COM'S FREE PROJECTS SECTION.



Setting Diamonds

PROJECT DISCLAIMER: Every effort has been made to ensure that all projects are error free. All the information is presented in good faith, however, no warranty can be given nor results guaranteed. Therefore, we assume no responsibility nor damages that may occur when referring to this pattern. When errors are brought to our attention, we make every effort to correct and post a revision as soon as possible. We suggest you check windhamfabrics.com for pattern updates and to test the pattern prior to making the project. Test templates first, before cutting all the pieces. Free projects are not for resale.

WOF = WIDTH OF FABRIC

KEY	FABRIC	SKU	YD	CUTTING INSTRUCTIONS
A		53509-12 Alabaster	5/8	(24) Template #2 triangles.
B		53509-13 Cement	5/8	(24) Template #2 triangles.
C		53508-8 Dove	5/8	(26) Template #2 triangles.
D		53510-15 Pebble	1/2	(16) Template #2 triangles.
E		53509-14 Charcoal	1/2	(8) Template #1 triangles. (10) Template #2 triangles. (6) Template #3 triangles.
F		FROM TERRAIN 50962-20 Ochre	1/2	(6) Template #1 triangles. (10) Template #2 triangles. (8) Template #3 triangles.
G		FROM TERRAIN 50962-16 Stalactite	1	(56) Template #2 triangles.
H		53507-4 Sangria	1/4	(8) Template #2 triangles.
I		53507-6 Taupe	1/4	(8) Template #2 triangles.
J		FROM TERRAIN 50962-17 Cardinal	1/4	(12) Template #2 triangles.
K		53507-7 Mushroom	1/2	(20) Template #2 triangles.



Setting Diamonds


KEY	FABRIC	SKU	YD	CUTTING INSTRUCTIONS
L		53506-4 Sangria	1/4	(8) Template #2 triangles.
M		FROM TERRAIN 50962-24 Sol	5/8	(32) Template #2 triangles.
N		53508-9 Maize	1/4	(8) Template #2 triangles.
O		53511-19 Ochre	1/2	(16) Template #2 triangles.
P		53511-8 Dove	1/4	(8) Template #2 triangles.
Q		50962-28 Wolf	1/4	(8) Template #2 triangles.
R		50962-25 Spring	5/8	BINDING: (7) 2-1/4" x WOF strips.
		Backing	3-1/2	63" x 78" piece of batting.



Setting Diamonds

ROW / QUILT TOP ASSEMBLY Refer to Quilt Diagram to assemble rows.

1. To make rows 1-14 sew together (1) Template 1 triangle (21) Template 2 triangles and (1) Template 3 triangle as shown. *Note proper placement and rotation of triangles.* Sew rows 1-14 together to complete quilt top.



FINISHING: Layer quilt top, batting and backing together to form quilt sandwich. Baste and quilt as desired. Bind using **R** 2-1/4" strips.



Setting Diamonds

TEMPLATES

